

# 1d HYPHENATED PRETORIA PICTORIAL

## PRINT

Printed by the Government  
Printing Works, Pretoria

## LIFESPAN

April 1934 – October 1954  
20 years 6 months


## DESIGN

Van Riebeeck's ship  
Revised by L Booyesen and  
J Prentice

The main difference between this stamp and its predecessor is the hyphenated "SUID-AFRIKA"  
There were 27 different issues of which some were screened and some underwent a size change

## 1d CHARACTERISTIC

On all even numbered English inscribed stamps appear a small white "pimple" on the top left hand outer edge of the "O" of SOUTH



## ISSUES 10 to 14

Printed in grey and carmine. Shades vary to pale, dark, brownish and bluish grey to slate and rose, scarlet or lake-carmine

The first stamp on the sheet was inscribed in Afrikaans

## ISSUE 10 and 11

### MULTIPOSITIVE

#### ISSUES 10 and 11



Red dot on inside edge of oval at 8 o'clock  
(ex Row 1/2)

## ISSUE 10 – April 1934

Headplate 9: Frameplate 10x

Vignette color varies from grey black to pale grey

## ISSUE 11 – July 1935

Headplate 10: Frameplate 11x

Large issue with several printings

Vignettes vary from grey-black to slate and bluish grey

## WATERMARK

Multiple Springbok head  
Upright and inverted


## PERFORATION

15 x 14

## SHEET

240 Stamps in 20 rows by  
12 columns

**ISSUES 12 to 14  
MULTIPOSITIVE**



Black dot above tip of  
top pennant  
(ex Row 20/7)

**ISSUE 12 – November 1936  
Headplate 7022: Frameplate 20**

Inverted watermarks of this issue are scarce

**ISSUE 13 – April 1938  
Headplate 52: Frameplate 25**

Small issue printed in the normal colours


**ISSUE 14 – March 1939  
Headplate 35: Frameplate 50**

**ISSUE 15 – June 1940  
Headplate 6: Frameplate 17**

Printed in grey and rose-carmine with smudgy frames, first stamp on the sheet is **Afrikaans**

Size of the stamps was reduced to 18 x 22mm with a consequent widening of the perforation gutters to 2mm

The smudged appearance of the frames makes it easy to identify this printing



**ISSUES 16 to 21**

The characteristic white "pimple" on the top left-hand outer edge of the "O" of SOUTH on all even numbered English inscribed stamps are much smaller than before from this printing onwards

First stamp on the sheet was changed to **English**

Printed in grey black and carmine. Shades of grey, brownish to olive grey and pink, rose pink, carmine pink red and carmine-lake

## MULTIPOSITIVE



Thickened lines of shading  
across sunrays and below  
top pennant "Smoke trail"  
(ex Row 2/5)

### ISSUE 16 – September 1947

Headplate 5: Frameplate 2(1)

### ISSUE 17 – February 1948

Headplate 60: Frameplate 2(2)

Background of the vignette of most of the stamps are almost as dark as the ship, looking dusky  
It was not constant throughout the sheet and earned the stamps the name of the "Sunset issue"

### ISSUE 18 – March 1948

Headplate 36: Frameplate 2(2)

Opposite to the previous issue, the vignette background was pale with the ship stand out clearly  
This caused the issue to be named the "Sunrise issue"

### ISSUE 19 – April 1948

Headplate 7109: Frameplate 29

In issues 19 and 20 the sky at the top of the oval was retouched and stamps appear on various positions on the sheet

Small printing



Retouched to the sky at top  
of oval (Various positions)



### ISSUE 20 – May 1948

Headplate 3: Frameplate 7020

Narrow rolls of paper were used, and stamps were printed in 20 rows by 9 columns – 180 stamps per sheet

### ISSUE 21 – July 1948

Headplate 6A: Frameplate 6B

Large printing with frames in different shades ranging from red to pink and carmine

## ISSUES 22 to 24

The first of in the 1d ship stamps to be printed from **screened cylinders** for both the **vignette** and **frame**  
 Printed in sepia grey and magenta rose with shades of grey black and carmine

### MULTIPOSITIVE



"Smoke trail  
 (ex Row 2/5)

## ISSUE 22 – September 1950

Headplate 76: Frameplate 14

Fairly large printing

## ISSUE 23 and 24

Headplate 70: Frameplate 88    Headplate 76: Frameplate 14

This two issues were printed in November 1950, with issue 23 a small printing

## ISSUES 25 to 27

The size of the stamps was reduced to 17,5mm x 21,5 mm

In addition, the top and bottom lines of the oval are much rounder, the horizon on left is much more sharply defined and the sunrays were drawn in a light shading instead of the dark shading

First stamp on the sheet was in English

Printed in grey black and carmine. Shades of pale to bluish grey and rose carmine



Another change was the reduction of the horizontal lines in the frame from 69 to 53 lines

### MULTIPOSITIVE



Red line running up from  
 lower left frame to through  
 (ex Row 2/3)



Oblique red line below "E"  
 of REVENUE  
 (ex Row 7/7)



## ISSUE 25 – February 1951

Headplate 6925: Frameplate 36

Very large printing

**ISSUE 26 – January 1953**

**Headplate 54: Frameplate 53**

The first stamps to appear had the colour of the sky very pale, in later printings it was normal

**ISSUE 27 – April 1954**

**Headplate 54: Frameplate 48**

Short life with stamps scarcer than the previous two issues