

1/- HYPHENATED PRETORIA PICTORIAL

PRINT

Printed by the Government
Printing Works, Pretoria

LIFESPAN


February 1939 – October 1954
15 years 8 months

DESIGN

Union building
Redrawn by J Prentice

ISSUES 3 to 6

Design was redrawn from its unhyphenated predecessor and the first stamp on the sheet was Afrikaans.



Apart from the hyphen, short horizontal lines were added immediately below the letter "S" to the right-hand side on all stamps

ISSUE 3 – February 1939

Headplate 6925: Frameplate 38 (Both Unscreened)

Printed in Sepia-brown and chalky blue with shades of sepia, chocolate to olive and purple-brown and pale, milky or slate and violet blue

Some printings in both issues had an aniline content in vignette the ink that tend to show through to the back of the stamps


This issue had a long lifetime

ISSUE 4 – January 1948

Headplate 14: Frameplate 6027 (Both Unscreened)

First stamp Afrikaans. Printed in brown and grey blue with shades


CHARACTERISTIC



A brown mark appears in front of the head of the front gnu on both Afrikaans and English stamps

ISSUES 5 and 6 MULTIPOSITIVE

Sloping blue line in front
of horns of rear Gnu
(ex Row 14/5)



WATERMARK

Multiple Springbok head
Upright and inverted

PERFORATION

14

SHEET

120 Stamps in 20 rows by
6 columns

ISSUE 5 – January 1950
Headplate 6926: Frameplate 6925(Both Screened)

Issue 5 was the first 1/- stamps to be printed with screened cylinders, making it easy to distinguish from previous issues by a dotted appearance of the lines forming the clouds when examined under a magnifying glass

The Goebel 840 machine were used for one printing causing the sheet number to be a five-figure black number instead of four figures in red

ISSUE 6 – October 1953
Headplate 66: Frameplate 3 (Both Screened)

Both these printings were printed in brown and blue with several printings in shades of chocolate, sepia to blackish brown and pale, chalky or milky blue